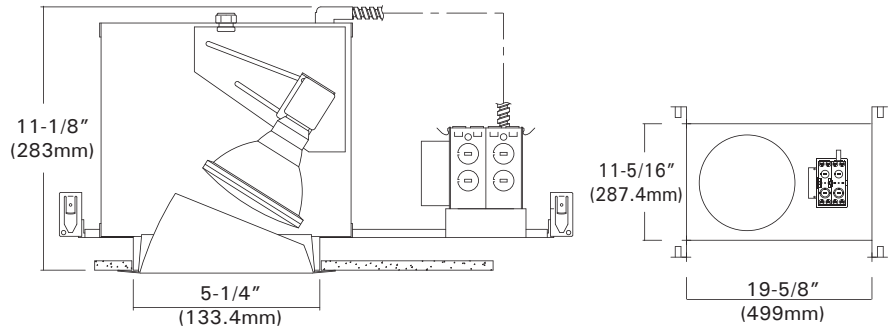


DL-8551H

5" Flat Frame Internally Adjustable Wall Wash & Directional
Metal Halide PAR20 (CMH) Lamps

Catalog #		Type
Project		Date
Prepared by		

METAL HALIDE



DESCRIPTION

The 5" with wall wash reflector with convex lens for smooth illumination on vertical surface, or with open wall wash slope reflector for metal halide PAR lamp directional 0~42° tilt and 358° rotation with positive locking.

DESIGN FEATURES

Ceiling Cut-out : 5-1/2"
Lamp, Max, Watt. : 39W / PAR20CMH

• Housing

- C-UL listed, NON-IC, thermally protected housing for vertical PAR20 incandescent lamps.
- Black painted heavy metal housing and compact frames designed to fit in commercial / architectural construction.
- 1-5/8" deep collar may use for various thickness of ceiling materials.

• Junction Box

- Listed for through branch circuit wiring. (Max. 8 No 12 AWG 90°C branch circuit conductors. (4 in, 4 out)
- (5) 1/2" knockouts with true pry-out slots and (4) knockouts with Romex cable clamp.
- Ground wire provided on J-box.

• Bar Hangers

- 24" Bar Hangers provide stability and support on joists and T-Bar Grid ceilings.
- Housing can be positioned at any point within 24" joist span.
- Score lines allow "toolless" shortening for 12" joists. Bar hangers may be repositioned 90 degrees.
- Integral T-bar clips snaps onto T-bars and no additional clips are required.

• Trims

- Lens wall wash and open wall wash reflectors, also available slope baffle trims.

• Optional Mounting Channel Bracket

- Commercial mounting kit provided up to 5" vertical adjustment, which accommodates 1/2" EMT conduit, optional HB-24 or HBC-24 bar hanger or lathing channels for T-bar grid or concealed spline ceiling.

• Direction Adjustment

- Adjustable lamp direction in 358° rotation and 0~42° tilt with positive locking mechanism in adjustable bracket.

• Electronic Ballast

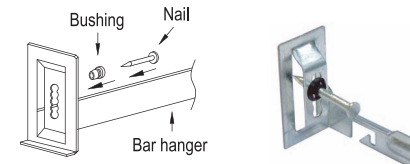
- 120 and 277 volts for 50/60Hz operation high power factor.
- Class A sound rated.
- These frames may install only electronic ballast and can be provided with magnetic ballast in a remote box.

• Thermal Protector

- Self resetting thermal detector on J-box deactivates fixture if overheating occurs due to improper lamping or misapplied insulation.

• Just-A-Nail

Adjustable nail hanger bar for easy alignment.



JUST-A-NAIL

- Pre-installed nail bars with vertical slots are used to evenly align the bars horizontally after nailing halfway into wood joists.

Ordering Information

Housing	Ballast	Lamp(s) Watt.	Voltage	Option
DL-8551H	-E : Electronic Metal Halide HID Ballast -M : F-Can Magnetic Metal Halide HID Ballast	39 : 39W	-Blank : 120V -27 : 277V	-CB : Multiple Channel Bracket

Example : DL-8551-E39

Trims

5" Internally Adjustable Wall Wash Trims For

DL-8550A, DL-8551A, DL-8550H, DL-8551H, DL-8550TH, DLH-8550


Catalog #		Type
Project		Date
Prepared by		

INCANDESCENT & METAL HALIDE & HALOGEN

TM-525B

Slope Baffle
MR16, PAR20
T4.5


White Metal Trim Ring
O.D : 5-3/4"



TM-525R

Slope Clear Reflector
MR16, PAR20
T4.5


White Metal Trim Ring
O.D : 5-3/4"



TM-525BG

Slope Baffle w/ Convex Prismatic Lens
MR16, PAR20
T4.5


White Metal Trim Ring
O.D : 5-3/4"



TM-525RG

Slope Reflector w/ Convex Prismatic Lens
MR16, PAR20
T4.5


White Metal Trim Ring
O.D : 5-3/4"



TM-550B

Straight Baffle
MR16, PAR20
T4.5

White Metal Trim Ring
O.D : 5-3/4"



TM-550R

Straight Reflector
MR16, PAR20
T4.5

White Metal Trim Ring
O.D : 5-3/4"



ORDERING INFORMATION

Choose the catalog / finish codes that best suit your needs and enter it on the appropriate line.

TRIM MODEL	REFLECTOR	LENS	BAFFLE	METAL RING
	CL :Clear	FR :Fresnel	WH :White	WH :White
	WH :White	AS :All Sanded	BK :Black	BK :Black
	GD :Gold	CL :Clear	SN :Satin Nickel	SN :Satin Nickel
	MA :Matte Platinum	CV :Convex Prismatic	AN :Antique Nickel	AN :Antique Nickel
	CP :Champagne	AL :Albalite	AC :Antique Copper	AC :Antique Copper
	PR :Pewter	SPL :Comfort Linear	MO :Mocha	MO :Mocha
	HC :Haze Clear		CA :Cappuccino	CA :Cappuccino
			CH :Chrome	CH :Chrome
			UN :Natural Steel	UN :Natural Steel
			PB :Polished Brass	PB :Polished Brass

Examples:

TM-525R-HC-WH = White Trim Ring w/ Haze Clear Slope Reflector
TM-550R-HC-WH = White Trim Ring w/ Haze Clear Reflector